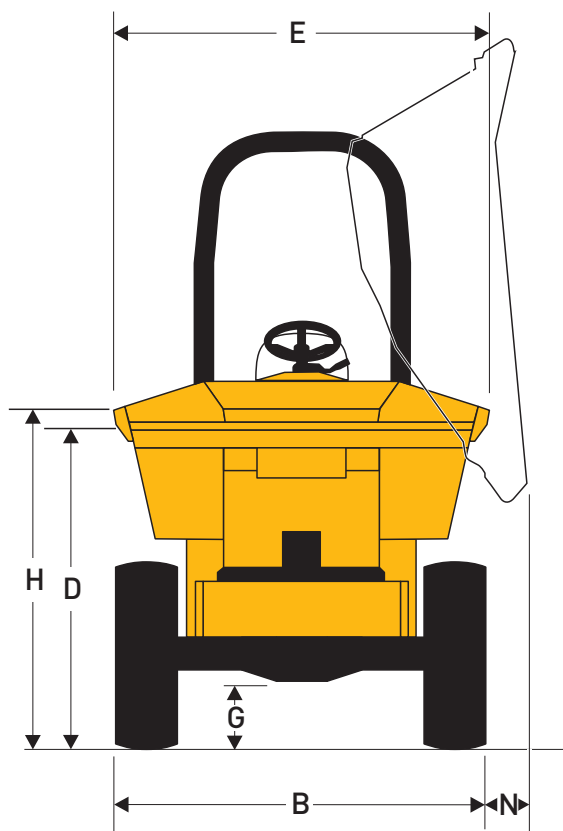
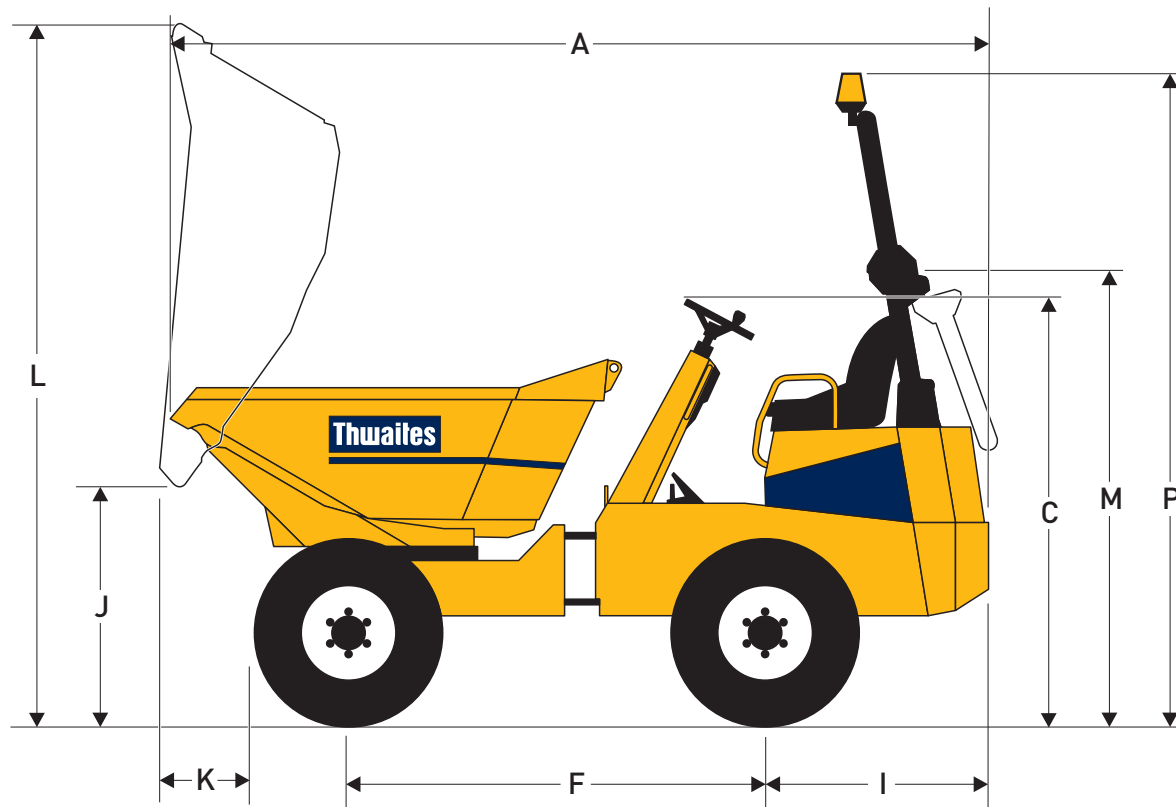


Alldrive 4.5 Tonne Powerswivel

HYDROSTATIC



Dimensions (mm)

A	4107
B	1840
C	2040
D	1595
E	1859
F	1980
G	310
H	1710
I	1130
J	1068
K	422
L	3408
M	2180
N	220
P	3210

Alldrive 4.5 Tonne Powerswivel

HYDROSTATIC

Capacities	Max. safe load	4500 kg
	Heaped	2340 litres
	Struck	1755 litres
	Water	1390 litres

Engine

Yanmar 4TNV84T, 34.8 kW/47 bhp (nett) at 2600 rpm, 4-cylinder water-cooled Turbo direct-injection diesel. Max. torque 157 Nm (117 lbf ft). Electric starting, hour meter, battery isolator switch and heavy-duty cyclonic air cleaner positioned within the lockable engine compartment.

Noise Levels

Operator's ear 84 LpA, airborne sound power level 101 Lwa (to 2000/14/EC).

Transmission

Hydrostatic with high/low speed range and forward/reverse direction controlled by one column mounted lever. Inch facility for precise manoeuvres in restricted areas activated by first push on brake pedal.

Speeds	Forward and reverse	
	Low	0-9.0 km/h (5.7 mph)
	High	0-21.4 km/h (13.4 mph)

Tyres	12.0/75 x 18
	12 ply
	Track grip tread

Brakes and Axles

Totally enclosed multiplate oil-immersed discs mounted on rear axle effective on all four wheels. Automatic adjustment for wear. Hand-operated parking brake. Heavy-duty axles with epicyclic reduction and fully floating halfshafts. Reduction gearbox integral with rear axle differential housing .

Kinglink Chassis

Front and rear chassis constructed from deep section folded steel plate, with three-point Kinglink giving centre articulation and oscillation for better stability, traction and extra safety on site. Remote greasing point provided for lubrication of top Kinglink articulation pin.

Skip

Hydraulically operated, 6 mm steel base plate, fully welded, mouth and sides of skip reinforced with box sections giving greater strength to minimise skip damage. No material traps. Powerswivel mounted on ball bearing turntable with powered rotation through 180° by means of twin slewing cylinders, operated by a single dual-axis control lever. Automatic safety lock holds skip in central position when travelling.

Seating & Controls

Adjustable suspension seat, accessible from both sides. Audible warning device at key start 'on' position. Super-bright warning lights for all critical functions. Electric horn. Large pedal pads with handbrake and hydraulic controls ready to hand.

Service Access

Lockable 3-sided cover opens to provide easy access from ground level to engine service points, all located on the same side. Rear chassis panel can be hinged back on retainers. Additional service access door incorporates the battery. Moulded diesel and hydraulic tanks positioned low in the chassis side members, permitting access to the filler caps from ground level.

Electrics

Wiring harness contained within conduits and all electrical components water resistant to IP65/67 standards.

Steering & Hydraulics

Hydraulic power steering. Return line filtration for all services and large capacity suction strainer in the tank to give full circuit protection. Hydraulic test point fitted as standard.

Tank capacities	Fuel	45 litres
	Hydraulic	45 litres

Shipping Cube	16.0 m ³ (without ROPS)
----------------------	------------------------------------

Unladen Weight	2835 kg
-----------------------	---------

Clearance Diameter	8 m
---------------------------	-----

Towing Bracket	Standard
-----------------------	----------

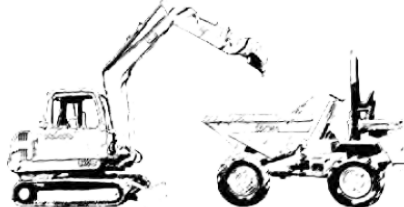
ROPS

For the UK and other markets where it is a legal requirement a fully approved ROPS frame is fitted as standard.

Optional Extras

Folding ROPS frame. Beacon. Full road lighting equipment. UK road equipment. Anti-theft device.

Thwaites

Distributor	
PES Plant Sales	
Beare Works	
Beare	
Nr Exeter	
EX5 3JX	
01392 882220	

